


**Please, read this manual  
carefully before use!**

**Owner's Manual**



## Car air compressor

**KS P20**





Thank you for choosing **Könnner & Söhnen®** products. This manual contains a brief description of safety, setup and use. More information can be found on the official importer's website in the support section: **[konner-sohnen.com/manuals](http://konner-sohnen.com/manuals)**

You can also go to the support section and download the manual by scanning the QR code or on the website of the official importer of Könnner & Söhnen® products: **[www.konner-sohnen.com](http://www.konner-sohnen.com)**



*Please, read this manual carefully before use!*

Manufacturer reserves the right to make alterations into the product, which may not be reflected in this manual. Pictures and photos of the product may vary from its actual appearance. At the end of this manual, You may find contact information which you are free to use in case of any issues occurrence.

All data, specified in this operation manual is the most up to date for the moment of its publishing. The current list of service centers you can find at the website of official importer: **[www.konner-sohnen.com](http://www.konner-sohnen.com)**



**ATTENTION - DANGER!**



**Failure to follow the recommendations marked with this sign may lead to serious injury or death of the operator or third parties.**



**IMPORTANT!**



**Useful information while operating the machine.**

## SAFETY INSTRUCTION

### 1

1. Read the operating instructions carefully before using the device.
2. Keep children and animals away from the working area of the device.
3. Avoid using the device near explosive substances, flammable gases, or in dusty environments.
4. Avoid overheating the device, smoking near the device, and exposing the device to extreme moisture; keep the device away from open flames and never immerse it in water.
5. The device must not be stored at temperatures exceeding 60 °C.
6. Never do anything that may cause mechanical damage to the device.
7. Do not disassemble or transform the product without authorization.



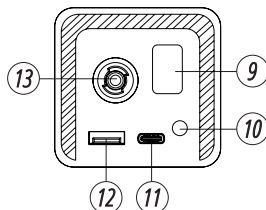
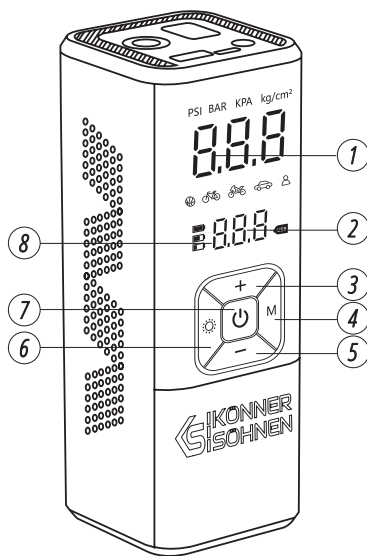
**WARNING!**



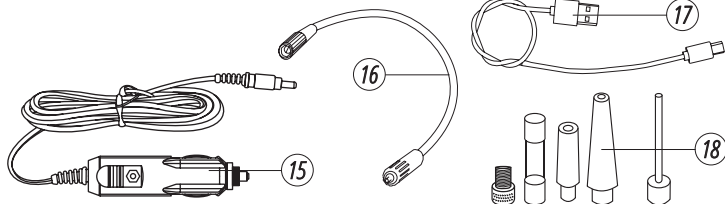
**Warning! When pumping, the device heats up, be careful and do not touch the metal parts directly. Do not pump longer than 8 minutes. Let the device cool down for at least 5-10 minutes!**

## MAIN OVERVIEW

2



1. Real time air pressure
2. Preset air pressure
3. "+" Button
4. Mode selection
5. "-" Button
6. LED Lighting Switch/Unit Switching
7. ON/OFF Button
8. Battery indicator
9. LED Lighting
10. 12V DC input to connect cigarette lighter cable
11. Type-C Input
12. USB Output
13. Hose port



## THE PACKAGE INCLUDES:

- Air compressor
  - Storage bag
15. Cigarette lighter cable      16. Inflation tube  
17. Type-C cable      18. Nozzles



**IMPORTANT!**



**Manufacturer reserves the right to make changes and/or improvements in design, components set and technical attributes without notice and without incurring obligation. The pictures in this manual are schematical and may not match the parameters of original product.**

## TECHNICAL SPECIFICATION

**3**

Model	KS P20
Battery power	6000 mAh/22.2 Wh
Power	120 W
Charging voltage	5 V
Charging time	4-5 hours
Max pressure	150 Psi
Gross dimensions (LxWxH)	210×118×73 mm
Gross weight	0.9 kg
Working temperature	(-10 °C) – (+45 °C)

## OPERATION

**4**

1. To turn on the product press the power button for 3 sec, to turn off – hold the power button for 3 sec.
2. To start working – short press the power button. Inflation will stop automatically when preset value is reached.
3. Display show the status of battery, namely 3 cells – 70-100% of charge, 2 cells – 30-70%, 1 cell – 5-30% and if it's flashing – battery is totally uncharged (less than 5%).

## CHARGING

Charge the product with Type-C charging input 1A, use charging cable (in a set) and power adapter (not in a set). Don't use product during the charging!

## BALL NEEDLE

Balls, such as basketballs and footballs, need to be filled with a ball needle.

**Inflation:** First connect the ball needle firmly, then insert the needle, insert the needle into the filling hole of the ball to inflate.

## DC START

Start inflating either with high-pressure hose (connect it firmly) or use charging cable to connect DC port “” of product and car cigarette lighter and long press the SWITCH button “”.

## MODE SWITCHING

There are 5 modes:


- car mode (0.1 – 4.4 Bar)
- motorcycle mode (0.1-3.7 Bar)
- bike mode (2-150 PSI)
- custom mode (2-150 PSI)
- sport equipment inflation mode (0 – 15 PSI)

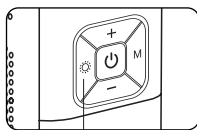
## UNIT SWITCHING

Short press “” to switch the air pressure display unit.

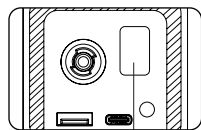
Unit conversion formula: **(1 BAR=14.5 PSI)**

## LED LIGHTING

Long press “” - turns LED lighting on and off.



LED light switch



LED lighting

## PRESET PRESSURE

Use “+” and “-” to set the desired value for inflating. Product has memory function and next time will start working using preset values.

## WARRANTY SERVICE TERMS

5

The international manufacturer warranty is 1 year. The warranty period starts from the date of purchase. In cases when warranty period is longer than 1 year according to local legislation please contact your local dealer. The Seller which sells the product is responsible for granting the warranty. Please contact the Seller for warranty. Within the warranty period, if the product fails because of defects in the production process, it will be exchanged on the same product or repaired.

All faults caused by the manufacturer during the warranty period will be eliminated free of charge. Warranty repair is carried out only if you have a fully completed warranty card, the Buyer's signature of acceptance of the warranty terms, as well as a document supporting the purchase (cash receipt, sales slip or invoice). In the absence thereof, as well as in the event of errors or corrections not authenticated by the seller's seal or illegible inscriptions in the warranty card or tear-off coupon, no warranty repair is carried out, no objections to quality are accepted and the warranty card is withdrawn by the service center as invalid. The device is accepted for repair clean and full.



# EC Declaration of Conformity

Nr. 160

The following products have been tested by us with the listed standards and found in compliance with the European Community Electromagnetic compatibility Directive (EMC) 2014/30/EC.

Manufacturer: DIMAX INTERNATIONAL GmbH  
Address: Flinger Broich 203, 40235 Duesseldorf, Germany  
Product: Jump starter with air compressor "Könner & Söhnen"  
Type / Model: KS JS-2000  
Product: Air compressor "Könner & Söhnen"  
Type / Model: KS P10, KS P20, KS P30

The statement is based on a single evaluation of above mentioned products. It does not imply an assessment of the whole production and does not permit the use of the test lab. logo. The manufacturer should ensure that all product in series production are in conformity with the product sample detailed in this report. The applicant should hold the whole technical report at disposal of the competent all the right.

Applied EC Directives: 2014/30/EU Electromagnetic compatibility Directive (EMC)  
EU RoHS 11/65/EU Annex II amending Annex 2015/863/EU  
and amending Annex (EU) 2017/2102

Applied Standards: EN IEC 55014-1:2021, EN IEC 55014-2:2021  
EN IEC 61000-3-2:2019/A1:2021, EN 61000-3-3:2013/A2:2021  
EN 61000-4-2:2009, EN IEC 61000-4-3:2020,  
EN 61000-4-4:2012, EN 61000-4-5:2014+A1:2017,  
EN 61000-4-6:2014, EN 61000-4-8^2010,  
EN IEC 61000-4-11:2020  
IEC 62321-5:2013&IEC 62321-4:2013+A1:2017&  
IEC 62321-7-2:2017 & IEC 62321-6:2015 & IEC 62321-8: 2017  
& IEC 62321-3-1:2013 & IEC 62321 -7-1:2015



23

Issued Date: 2023-08-10  
Place of issue: Duesseldorf  
General director: Fomin P.

*P. Fomin*

DIMAX  
International  
GmbH  
Steuer-Nr.: 103 5722 2493  
USt-IdNr.: DE296177274

We DIMAX INTERNATIONAL GmbH hereby declare that specified above conforms covering European Parliament and Council Directives, Electromagnetic compatibility Directive (EMC) 2014/30/EC of 26 February 2014. The CE mark above can be used under the responsibility of manufacturer. After completion of an EC declaration of Conformity and compliance with all relevant EC directives.

## CONTACTS

### Deutschland:

Hergestellt unter Lizenz und Kontrolle der DIMAX International GmbH.  
Importeur und Vertreter in Deutschland: DIMAX International GmbH  
Flinger Broich 203, 40235 Düsseldorf, Deutschland. Produziert in VRC.  
innovationtrade8@gmail.com, [www.konner-sohnen.com/de](http://www.konner-sohnen.com/de)

---

### The United States:

KS Energy Solutions, Inc. Balcones Drive STE 100 Austin, TX 78731, USA

### Authorized Warranty Service

support.us@dimaxgroup.com  
[www.konner-sohnen.com/en-us](http://www.konner-sohnen.com/en-us)

---

### The United Kingdom:

Innovation Trade Ltd., 63/66 Hatton Garden Fifth Floor, Suite 23,  
London, EC1N 8LE, info.uk@dimaxgroup.de

### Technical support

support.uk@dimaxgroup.de  
[www.konner-sohnen.com/en-gb](http://www.konner-sohnen.com/en-gb)

---

### European Union:

Manufactured under license and control of DIMAX International GmbH, Flinger Broich 203, 40235 Duesseldorf, Germany.  
Importer and representative in Netherlands DIMAX International Poland Ltd, Południowa 8 st, 05-830 Stara Wieś, Poland. Assembled in PRC.  
innovationtrade8@gmail.com, [www.konner-sohnen.com](http://www.konner-sohnen.com)

---

### France:

Fabriqué sous licence et contrôle de DIMAX International GmbH, Flinger Broich 203, 40235 Düsseldorf, Allemagne.  
Importateur et représentant en France et en Belgique DIMAX International Poland Ltd, Południowa 8 st, 05-830 Stara Wieś, Pologne. Assemblé en RPC.  
innovationtrade8@gmail.com, [www.konner-sohnen.com/fr](http://www.konner-sohnen.com/fr)

---

### España:

Fabricado bajo licencia y control de DIMAX International GmbH, Flinger Broich 203, 40235 Düsseldorf, Alemania.  
Importador y representante en España de DIMAX International Poland Ltd, Południowa 8 st, 05-830 Stara Wieś, Polonia.  
Ensamblado en la República Popular  
china.innovationtrade8@gmail.com, [www.konner-sohnen.com/es](http://www.konner-sohnen.com/es)

---

### Polska:

Wyprodukowano na licencji i pod kontrolą DIMAX International GmbH, Flinger Broich 203, 40235 Duesseldorf, Niemcy.  
Importer i przedstawiciel w Polsce: DIMAX International Poland Sp.z o. o.  
ul. Południowa 8, 05-830 Stara Wieś, Polska. Zmontowany w CRL.  
innovationtrade8@gmail.com, [www.konner-sohnen.com/pl](http://www.konner-sohnen.com/pl)

---

### Україна:

Виготовлено за ліцензією та під контролем DIMAX International GmbH, Flinger Broich 203, 40235 Дюссельдорф, Німеччина.  
Імпортер та представник в Україні: ТОВ "ТЕХНО ТРЕЙД КС"  
вул. Електротехнічна 47, 02232, м. Київ, Україна. Змонтовано в КНР  
[www.konner-sohnen.com/ua](http://www.konner-sohnen.com/ua)